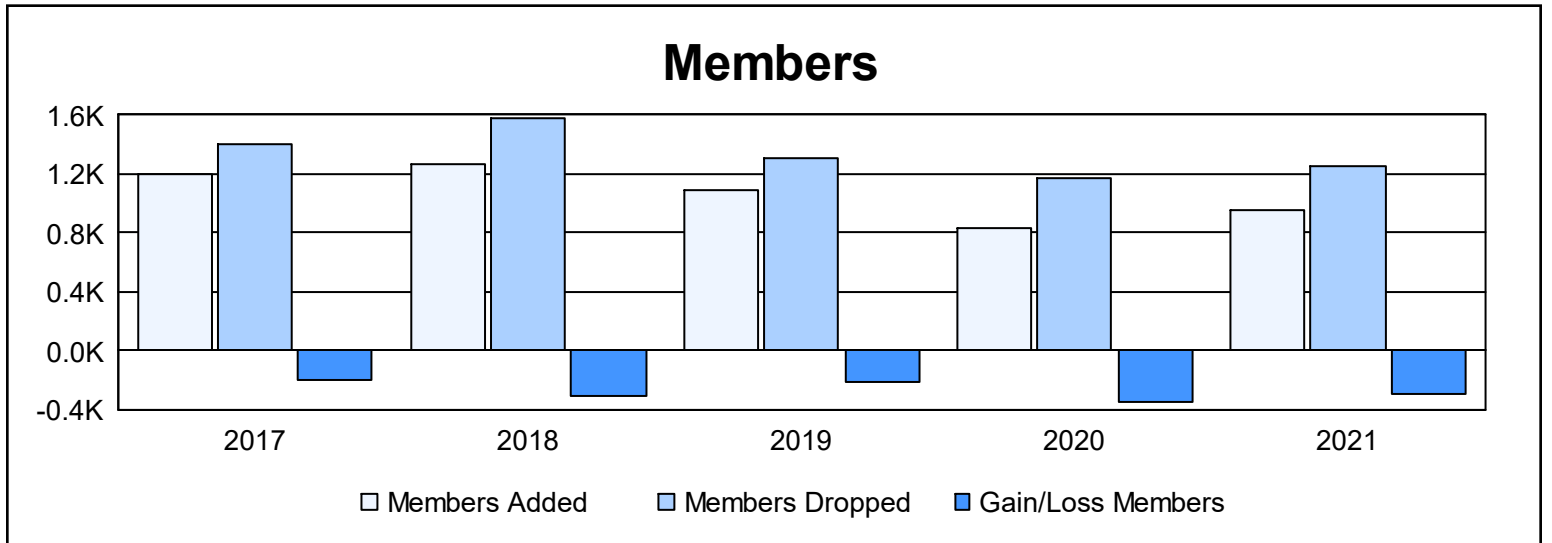
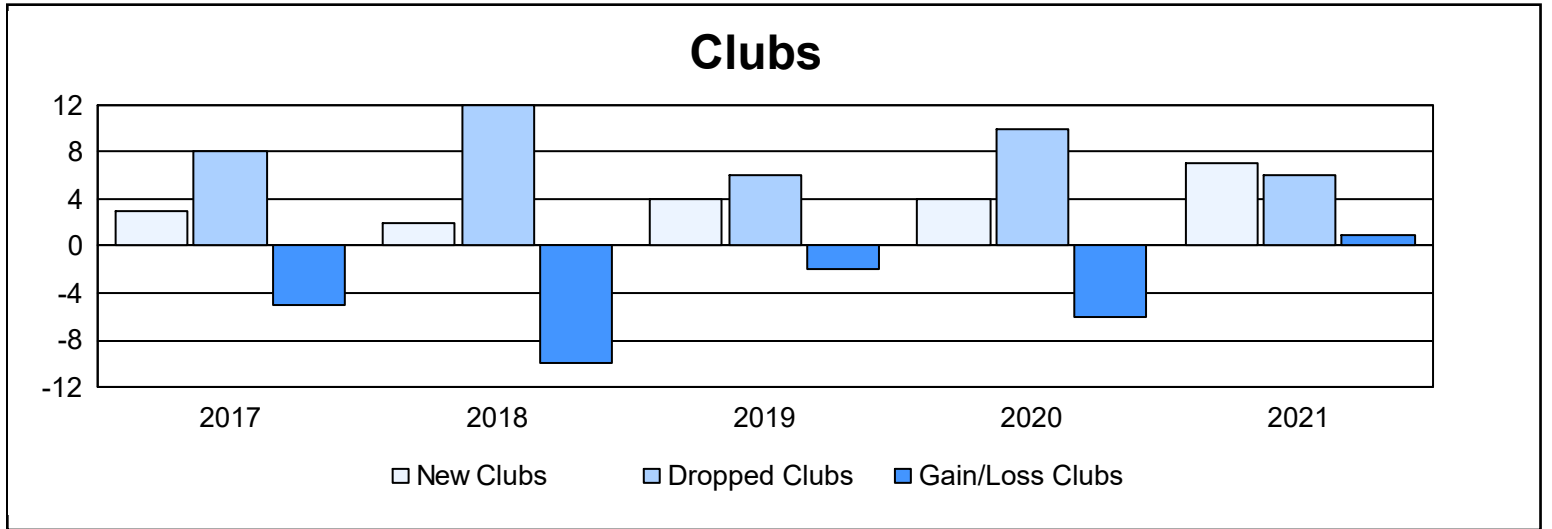
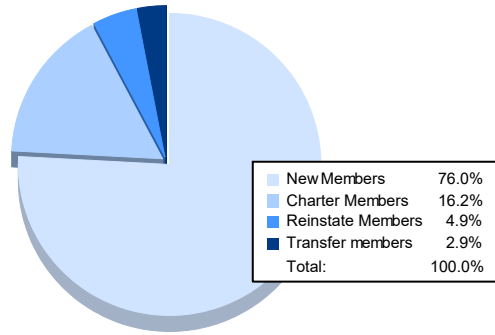


| Year | New Clubs | Dropped Clubs | Gain/ Loss Clubs | New Members | Charter Members | Reinstate Members | Transfer Members | Total Member Added | Total Members Dropped | Gain/ Loss Members |
|----------------|-----------|---------------|------------------|-------------|-----------------|-------------------|------------------|--------------------|-----------------------|--------------------|
| 2016-2017 | 3 | 8 | -5 | 969 | 118 | 60 | 51 | 1,198 | 1,397 | -199 |
| 2017-2018 | 2 | 12 | -10 | 1,011 | 110 | 71 | 76 | 1,268 | 1,576 | -308 |
| 2018-2019 | 4 | 6 | -2 | 870 | 104 | 69 | 52 | 1,095 | 1,309 | -214 |
| 2019-2020 | 4 | 10 | -6 | 571 | 153 | 74 | 29 | 827 | 1,178 | -351 |
| 2020-2021 | 7 | 6 | 1 | 727 | 155 | 47 | 28 | 957 | 1,255 | -298 |
| Average | 4 | 8 | -4 | 830 | 128 | 64 | 47 | 1,069 | 1,343 | -274 |



Membership Composition June 2021 Cumulative



Gender Composition June 2021 Cumulative

